

UNIVERSITY OF WUPPERTAL
BERGISCHE UNIVERSITÄT WUPPERTAL

EUROPÄISCHE WIRTSCHAFT UND
INTERNATIONALE MAKROÖKONOMIK



Tian Xiong / Kaan Celebi / Paul J. J. Welfens

OECD Countries' Twin Long-run Challenge:
The Impact of Ageing Dynamics and Increasing Natural Disasters
on Savings Ratios

EIIW Diskussionsbeitrag 309
EIIW Discussion Paper 309



Europäische Wirtschaft und Internationale Wirtschaftsbeziehungen
European Economy and International Economic Relations

ISSN 1430-5445

EIIW Discussion Papers are registered with RePEc-Econ Papers and in ECONIS

Tian Xiong / Kaan Celebi / Paul J. J. Welfens

OECD Countries' Twin Long-run Challenge:
The Impact of Ageing Dynamics and Increasing Natural Disasters
on Savings Ratios

December 16th 2021



Herausgeber/Editor: Prof. Dr. Paul J.J. Welfens, Jean Monnet Chair in European Economic Integration

EUROPÄISCHES INSTITUT FÜR INTERNATIONALE WIRTSCHAFTSBEZIEHUNGEN (EIIW)/
EUROPEAN INSTITUTE FOR INTERNATIONAL ECONOMIC RELATIONS
Bergische Universität Wuppertal, Campus Freudenberg, Rainer-Gruenter-Straße 21,
D-42119 Wuppertal, Germany
Tel.: (0)202 – 439 13 71
Fax: (0)202 – 439 13 77
E-mail: welfens@eiiw.uni-wuppertal.de
www.eiiw.eu

JEL classification: E21, E43, J11, O11, Q54, C33

Key words: savings rate, ageing, natural disaster, economic growth, panel analysis, OECD

Summary:

There has been a long-standing debate over the development of savings rates in developed economies, and an emphasis has been placed on ageing societies and a global savings glut. Meanwhile, with rising global temperatures and more frequent extreme weather events becoming an increasingly visible economic and ecological global challenge, the concern of climate-related risks could indeed be an important issue in monetary and real economic analysis. This study aims to investigate the dual long-term challenge of sustainable economic development. By constructing an enhanced growth model and investigating empirically, using a panel approach which employs data from OECD countries between 1980 to 2020, the question as to the extent to which the savings rate is affected by ageing populations and environmental degradation will be addressed in a broad macro perspective. This study explores for the first time the impact of natural disasters on OECD countries and the main findings indicate that ageing populations and natural disasters have significant negative impacts on savings rates. Moreover, the analyses using sub-samples suggest a diminishing role of the real long-term interest rate regarding savings behaviour.

Zusammenfassung:

Seit langem wird eine Debatte über die Entwicklung der Sparquoten in den entwickelten Volkswirtschaften geführt, wobei der Schwerpunkt auf der Überalterung der Gesellschaft und einer globalen Sparschwemme liegt. In der Zwischenzeit werden steigende globale Temperaturen und häufigere extreme Wetterereignisse zu einer zunehmend sichtbaren wirtschaftlichen und ökologischen globalen Herausforderung, so dass die Sorge um klimabedingte Risiken in der Tat ein wichtiges Thema in der monetären und realwirtschaftlichen Analyse sein könnte. Diese Studie zielt darauf ab, die doppelte langfristige Herausforderung einer nachhaltigen wirtschaftlichen Entwicklung zu untersuchen. Durch die Modellierung eines erweiterten Wachstumsmodells und die empirische Untersuchung anhand eines Panel-Ansatzes, der die Daten der OECD-Länder für den Zeitraum von 1980 bis 2020 verwendet, wird die Frage, inwieweit die Sparquote durch die Alterung der Bevölkerung und die Umweltzerstörung beeinflusst wird, in einer breiten Makroperspektive untersucht. Der Einfluss von Naturkatastrophen wird hier erstmals für OECD-Länder gezeigt. Die zentralen Ergebnisse zeigen, dass die Bevölkerungsalterung und Naturkatastrophen sich signifikant negativ auf die Sparquote auswirken. Darüber hinaus deuten die Analysen anhand von Teilstichproben auf eine abnehmende Rolle des langfristigen Realzinses für das Sparverhalten hin.

Acknowledgements: We gratefully acknowledge the great research assistance of Oliver Ebberts and Rebecca Addy, as well as the excellent editorial support by David Hanrahan and technical support from Julia Bahlmann (EIIW/University of Wuppertal). The usual disclaimer applies.

Tian Xiong, Research Assistant, Schumpeter School of Business and Economics; European Institute for International Economic Relations (EIIW) at the University of Wuppertal, Rainer-Gruenter-Str. 21, D-42119 Wuppertal, Germany

xiong@eiiw.uni-wuppertal.de,

www.eiiw.eu

Dr. Kaan Celebi, Non-Resident Senior Fellow at the European Institute for International Economic Relations at the University of Wuppertal (Rainer-Gruenter-Str. 21, D-42119 Wuppertal, Germany)

celebi@eiiw.uni-wuppertal.de

Prof. Dr. Paul J.J. Welfens, Jean Monnet Professor for European Economic Integration; Chair for Macroeconomics; President of the European Institute for International Economic Relations at the University of Wuppertal, (EIIW), Rainer-Gruenter-Str. 21, D-42119 Wuppertal; +49 202 4391371), Alfred Grosser Professorship 2007/08, Sciences Po, Paris; Research Fellow, IZA, Bonn; Non-Resident Senior Fellow at AICGS/Johns Hopkins University, Washington DC.

welfens@eiiw.uni-wuppertal.de,

www.eiiw.eu

EIIW 2020 = 25 years of award-winning research

**OECD Countries' Twin Long-run Challenge:
The Impact of Ageing Dynamics and Increasing Natural Disasters
on Savings Ratios**

EIIW Diskussionsbeitrag 309
EIIW Discussion Paper 309

Table of Contents

List of Figures	VII
List of Tables.....	VII
1. Introduction	1
2. Literature Review	3
3. Theoretical Aspects of Key Influences of the Savings Ratio – Savings plus Investment and Innovation Dynamics in an Enhanced Growth Model	5
4. Empirical Analysis of Savings Ratios	9
4.1. Data and Sample.....	9
4.2. Estimation Method	10
4.3. Regression results.....	11
5. Conclusion and Future Research.....	13
References	15
Appendix	19

List of Figures

Figure 1: 2020 OECD Population Dependency Ratio by Age	2
Figure 2: OECD Old-Age and Child Dependency Ratio Projection	3
Figure 3: Ageing effects in the Solow Model	8

List of Tables

Table 1: General information of used variables	9
Table 2: Descriptive statistics and pairwise correlations	10
Table 3: Regression results.....	12
Table 4: The countries in the regression samples (M = model)	19

1. Introduction

There has long been a debate over the development of savings ratios in the context of ageing societies in OECD countries. However, much emphasis has been placed on potentially increasing savings ratios in ageing societies and the meagre long-run real interest rates explained by a global savings glut. With climate change problems becoming an increasingly visible economic and ecological global challenge, and with the phenomenon of extreme weather events becoming more frequent, the question of climate-related risks indeed could be a pressing issue in monetary and real economic analysis (IPCC, 2021).

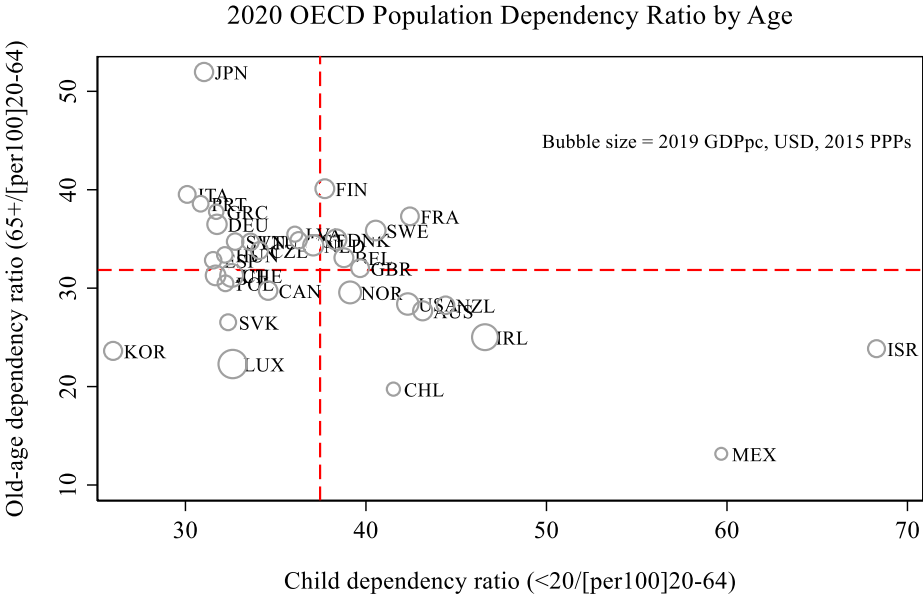
Global warming brings about more frequent extreme weather events so that natural disaster phenomena associated with climate change problems need to be analysed in a broad macro perspective. One key empirical aspect concerns the question as to the extent to which the savings ratio is influenced by natural disasters, e.g. flooding and hurricanes - the latter two obviously partly related to climate change problems and the rather slow global progress in terms of bringing about a strong and controlled decline of CO₂ emissions; even if policymakers in G20 countries would adopt many ambitious climate policy programmes, one will have to anticipate more extreme weather challenges in the coming decades, not to mention events such as earthquakes which also come as shocks to so many countries in the world economy. The empirical evidence suggests that the savings rate falls if natural disasters are rising in terms of the number of days duration. Thus, successful climate policy – with lower frequencies of natural disasters – will raise the global (OECD) savings ratio and thus could affect the cost of capital and the cost of the global modernization necessary to achieve sustainability and climate neutrality, respectively.

Occurrences of many consecutive days of extreme rainfall and resulting flooding and hurricanes have become new problems in North America, Europe, Asia and Australia since about 1990 (IPCC, 2013). The empirical results show clear evidence of the impact of demographic changes as well as natural disasters on the savings ratios – where longer spells of serious disasters bring about lower savings ratios: possibly because people witness to the physical destruction brought about by natural disasters feel discouraged with respect to the accumulation of physical assets or because the negative income shocks associated with natural disaster shocks undermine the ability of people to maintain high savings ratios in OECD countries and other country groups. Ageing and declining fertility rates as well as the frequency of natural disasters affect the savings ratios in many countries and it is not clear whether or not the 21st century will be characterized by very high savings ratios in the long run unless a rapidly developed, successful and global climate change policy could help bringing down the frequency of natural disasters rather quickly.

High-income nations, in particular, face the burden of a declining demographic resulting from falling fertility rates and rising longevity (UN, 2015). Figure 1 illustrates the dependency ratios of different selected age groups for OECD countries. The vertical axis is the ratio of the elderly group (aged 65+) to per hundred working-age population between 20 and 64 years of age. The horizontal axis indicates the child dependency ratio (i.e., those aged 0-19 years / 20-64 year olds). The size of the bubble refers to the GDP per capita of each country using data from 2019 in USD at 2015 constant prices at Purchasing Power Parity (PPP), and the bubbles get larger as the amount of the GDP per capita gets bigger. The horizontal and vertical red dotted lines show

the group-mean of the two dependency ratios individually. By looking at the graph, we can see that the cross-country average child dependency ratio is higher than the old-age average dependency ratio, but the difference is minor, and a major group of countries is clustered in the quadrants which have either a high/low ratio of old-age dependency and a low child dependency. Interestingly, the percentage of people above 65 years of age relative to the working population is above 50% in Japan, far ahead of other OECD countries, while at the same time, Japan obtains a much lower child dependency ratio. By contrast, Mexico and Israel have a considerably high proportion of young people and a low old-age dependency.

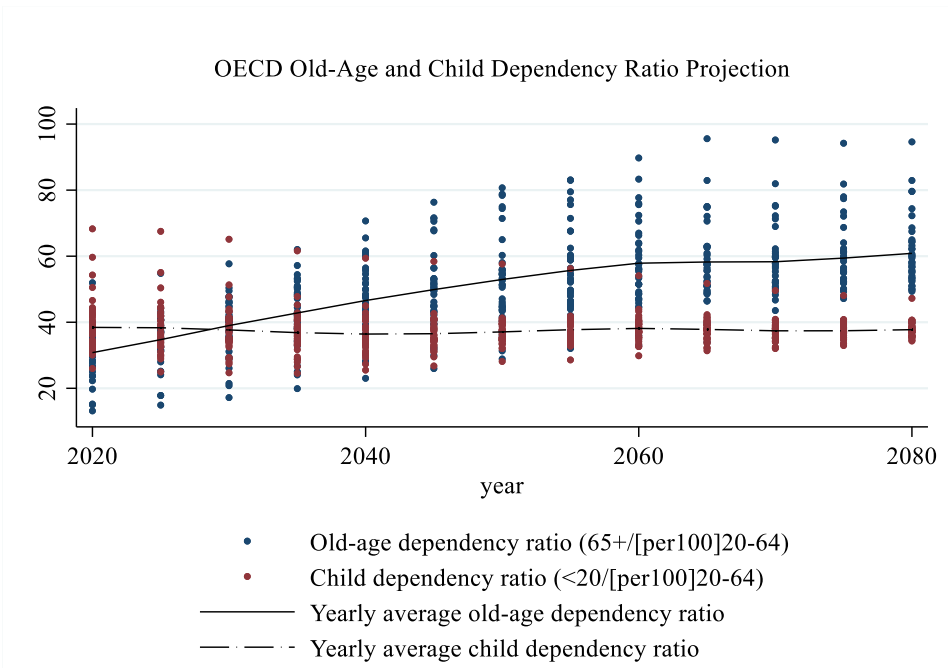
Figure 1: 2020 OECD Population Dependency Ratio by Age



Source: United Nations

According to United Nations’ projections using the medium-fertility variant of these two dependency ratios for OECD until 2080 in Figure 2, both dependency ratios appear to have an opposite developing trend. The year-average forecasted child dependency ratio (long dash-dotted line) will face a slight decline and remains relatively constant at around 39% over time. Instead, the gap between the two estimated ratios is continuously rising. For the old-age dependency ratio (solid line), the figure is expected to double within the next half-century from ca. 30% to 60%.

Figure 2: OECD Old-Age and Child Dependency Ratio Projection



Source: United Nations

The paper is organized as follows: After the introduction follows section 2, which reviews the relevant literature. In sections 3 and 4, the theoretical modelling and empirical analysis are included. Section 5 incorporate the conclusions and future research recommendations.

2. Literature Review

While analysing differences between the savings rates in EU countries, STIERLE/ROCHER (2015) show that besides the income level, age dependency and uncertainty (here, the variation in inflation and unemployment levels are taken as proxies) are also factors explaining savings behaviour. Results in BLOOM ET AL. (2007) and BLOOM/CANNING/FINK (2011) also indicate that higher old-age dependency rates tend to lower savings rates and that there is a positive relationship between life expectancy and savings rates. As regards uncertainty, results from ENGEN/GRUBER (2001), FLODÉN (2006) undermine the positive link between savings rates and (labour-) income and employment risks. Besides the income risk, EECKHOUDT/SCHLESINGER (2008) find that interest-rate risk is also a main driver of savings rates. In a nutshell, the literature provides strong evidence that savings behaviour is related to risks and uncertainty, which threatens the welfare of the economy. From this perspective, uncertainties arising from both the demographic change towards an ageing society and climate-related risks – which are difficult to assess – could have a significant impact on savings behaviour. In this context, it is not unreasonable to assume that not only physical but also transitory climate risks are important factors in savings behaviour.

At the beginning of the millennium, BOERSCH-SUPAN/WINTER (2001) predicted that after initial higher savings rates between 2015 and 2025, savings rates will decline as the population ages. Due to the changes in savings behaviour, the authors argue that, especially in Europe, the

attractiveness and necessity of one's own savings with respect to retirement is becoming more and more important. According to the study, this trend will affect the portfolio structure of households and deepen capital markets. Especially for European countries with relatively low stock market capitalization (e.g., France, Germany and Italy) this is associated with an improvement in corporate governance and capital allocation. POPOV/DE HAAS (2019) show that equity markets play an important role as regards the transition to a low carbon economy, since they shift investments to less polluting sectors and urge carbon-intensive sectors to develop and implement greener technologies. Moreover, their study indicates that more developed stock markets produce more green patents (POPOV/DE HAAS, 2018). Thus, a higher market capitalisation due to an ageing population could have a positive impact on green innovation and the decarbonisation of the economy. Furthermore, in a panel data analysis of 25 OECD member countries, HASSAN/SALIM (2015) show that an increase of the share of the aged population reduces the per capita CO₂ emission in the long run.

On the other hand, ageing could hinder the greening of the economy as shrinking labour supply and employment levels (EUROPEAN COMMISSION, 2021), lower labour productivity growth (AIYAR/EBEKE, 2016) and the decline in savings (BÖRSCH-SUPAN/LUDWIG, 2009) could lead to lower corporate profits, increasing interest rates capitalization. Moreover, ANDOR/SCHIDT/SOMMER (2018) find in their analysis of household data that older people tend to be less willing to pay for environmental policies. This finding could also be an indication of the investment behaviour of the ageing population, namely that less consideration is given to climate-friendly investments during private pension savings.

The ongoing problem of global warming has reinforced the challenge of extreme weather problems in the US, Canada, Europe, Asia and Australia. Nevertheless, the effects of disasters and physical climate risks on savings behaviour have been rather understudied. Earlier studies have focused more on the effect of adverse shocks on the savings rate. Moreover, existing studies looking at the impact of disasters on savings have focused on individual countries – most notably Japan. UDRY (1995) finds evidence that agricultural households in Nigeria save less in case of adverse shocks and save more when they are favoured with a positive shock. He argues that the picture could change if economic entities could foresee negative shocks (UDRY, 1995, p. 1295): *“If shocks are predictable, then standard intertemporal models imply that the household would have saved in advance of the occurrence of the shock”*.¹ SKIDMORE (2001) uses a life cycle model to examine the effects of natural catastrophes on savings behaviour in Japan and finds that geologic and climatic catastrophes are positively correlated with household saving rates. In accordance to that, HORIOKA/WATANABE (1997) point out that Japanese households hold substantial amounts of precautionary savings. Since Japan is relatively vulnerable to natural disasters like earthquakes or tsunamis, a certain share of precautionary savings could reflect that self-insurance plays an important role for Japanese households. SKIDMORE/TOYA (2002) use a cross-country empirical analysis and show for the long-run, that physical capital investment decreases with higher disaster risks, while human capital increases. In contrast to the previous findings, SAWADA/SHIMIZUTANI (2008) analyse the coping strategies of victims of the great Hanshin-Awaji (Kobe) earthquake in 1995 using a household dataset and find that households dissaved and raised loans after the shock.

¹ Especially with respect to climate change, this observation is very crucial, since the increase of climatic catastrophes on the one hand, and the statements of climatologists on the other hand, raise the expectations of further climate-related disasters.

The authors explain this finding by the ineffectiveness of the insurance system, which highlights the need for Japanese households to self-insure. RASCHKY/WECK-HANNEMANN (2007) analyse the “charity hazard” as regards the European flood of 2002 and conclude that government financial assistance following a catastrophic event can lead to further distortions in the insurance market as households anticipate that government assistance will also follow future disasters. In accordance to that, the study by BERLEMANN ET AL. (2015) examines the impact of the European flood of 2002 on savings behaviour and conclude that the flood dampened the savings motive of victims, mainly due to the generous state compensation. Using a panel dataset for China’s Sichuan province, FILIPSKI ET AL. (2019) find that the closeness of individuals to the epicentre of the 2008 earthquake significantly reduced their savings rate in the short and middle term. LUO/KINUGASA (2018) also analyse the impact of the 2008 Sichuan earthquake on saving behaviours. Using a counterfactual method, the authors find that “in the short-run, the earthquake has caused drastic declines in household saving rates—from 24% to 7% and from 23% to 21% for rural and urban populations, respectively”.

In a nutshell, the existing literature on the impact of ageing on savings rates provides broadly similar findings, that higher old-age dependencies cause lower savings rates. Only in periods during which a relatively large cohort approaches retirement age could the savings rate rise despite a rising old-age dependency ratio. Regarding the effects of natural disasters on the savings rate, the literature does not allow to draw clear conclusions about the direction of the impact. The reason for this could be the country- and event-specific analyses in the existing literature. In terms of natural disaster savings behaviour, Japan in particular, about which there are many natural disaster-related studies, could be an outlier due to its cultural and demographic characteristics. Therefore, there is an urgent need to go beyond the country-specific perspective and expand empirical knowledge on disaster-related savings behaviour across countries.

3. Theoretical Aspects of Key Influences of the Savings Ratio – Savings plus Investment and Innovation Dynamics in an Enhanced Growth Model

Using an enhanced neoclassical Solow model, this section discusses the steady-state relationship between the savings rate, per-capital income and the old-age dependency ratio. The total population N is assumed to be divided into a young population N_y and an old population N_o ($N = N_y + N_o$). Hence, the old-age dependency ratio is $= \frac{N_o}{N_y}$ ($\in (0,1)$). Since only the young population participates in the labour market, we can state the following for labour L :

$$L = N_y = N \frac{1}{1 + d} = \frac{N}{\Phi} , \quad (1)$$

where $\Phi := 1 + d$ ($\in (1,2)$) with an exogenous growth rate φ : $\Phi = e^{\varphi t}$, where t denotes time. Assuming that the exogenous growth rate of the total population is n , the following labour supply can be noted:

$$L(t) = \frac{N_0}{\Phi(t)} e^{nt} = N_0 e^{(n-\varphi)t}, \quad (2)$$

where N_0 denotes the initial value of N . We also assume that a is the growth rate of the level of technology A , with the initial level A_0 : $A(t) = A_0 e^{at}$. As usual, we use a Cobb-Douglas production function with constant returns to scale:

$$Y = K^\beta (AL)^{1-\beta} \text{ with } 0 < \beta < 1, \quad (3)$$

where Y and K denote total production and capital, respectively, and β is the elasticity of production with respect to capital. Given that $S = s(1 - t')Y$, where t' denotes the tax rate, the differential equation is

$$S = \frac{dK}{dt} + \delta K, \quad (4)$$

where δ is the depreciation rate of capital. Defining capital and output relative to effective labour ratio as $k' = \frac{K}{AL}$ and $y' = \frac{Y}{AL}$, respectively, we obtain

$$y' = k'^\beta. \quad (5)$$

The derivative of k' with respect to time is

$$\frac{dk'}{dt} = \frac{dK}{dt} / AL - (a + n - \varphi)k'. \quad (6)$$

Dividing Equation (4) by AL and using the production function in (5), we obtain

$$\frac{dk'}{dt} = s(1 - t')k'^\beta - (a + n - \varphi + \delta)k'. \quad (7)$$

Solving the differential equation gives as steady state

$$k'^* = \left(\frac{s(1 - t')}{a + n - \varphi + \delta} \right)^{\frac{1}{1-\beta}} \quad (8)$$

$$y'^* = \left(\frac{s(1 - t')}{a + n - \varphi + \delta} \right)^{\frac{\beta}{1-\beta}}. \quad (9)$$

Given this solution, the output to labour ratio $y'' = \frac{Y}{L}$ in the steady state equals

$$y''^* = A_0 \left(\frac{s(1-t')}{a+n-\varphi+\delta} \right)^{\frac{\beta}{1-\beta}} e^{at}, \quad (10)$$

and the per-capita output $y = \frac{Y}{N}$ in the steady state is

$$y^* = A_0 \left(\frac{s(1-t')}{a+n-\varphi+\delta} \right)^{\frac{\beta}{1-\beta}} e^{(a-\varphi)t}. \quad (11)$$

After taking the logarithm of Equation (11), we obtain the following

$$\ln y^* = \ln \left[A_0 \left(\frac{s(1-t')}{a+n-\varphi+\delta} \right)^{\frac{\beta}{1-\beta}} \right] + (a-\varphi)t. \quad (12)$$

According to Equation 12, the variables inside the square brackets change the level of the growth path: an increase in the savings rate s , a decrease in the growth rate of knowledge a , a decrease in the tax rate t' , a decrease in the growth rate of population n , a decrease in the depreciation rate of capital δ , and an increase of the old-age dependency ratio φ raise the level of the growth path. With respect to the trend growth of output, only two variables are significant: a higher growth rate of knowledge a increases trend growth, whereas increasing growth rates for the old-age dependency ratio φ has a negative effect on growth.

Demographic change will most likely affect the above variables, so that in the context of the extended Solow model, both the level of the growth path and trend growth will be affected. In line with the findings in the literature, the savings ratio s is expected to decline and, in addition, the tax ratio t' is expected to rise due to the increase in the share of the pension ratio financed by taxes. Both assumptions would have a negative impact on the level of the growth path. It is assumed that the growth rate of the population n will decrease, which would lead to an increase in the level of the growth path. In the absence of economic policy countermeasures – for instance, in the area of (more) life-long learning - the ageing of society is likely to lead to a decline in the growth rate of knowledge and technical progress a . Moreover, the old-age dependency rate is expected to increase. The decrease in a and the increase in φ have a twofold effect; the level of the growth path will be positively affected by these changes, whereas trend growth is clearly negatively affected. As also shown in Figure 3, the result is that demographic change will lead to a flattening of the growth path, but the effect on the level of the path depends on the strength of the individual variables.

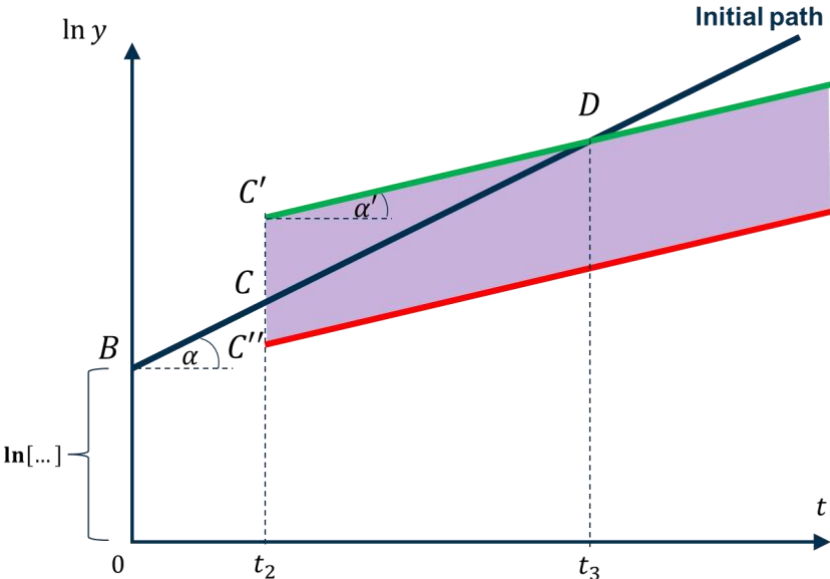
With respect to the model described, it is arguable that the savings rate, per-capita income and the old-age dependency ratio show interdependencies. The higher per capita income y is, the higher will be the savings rate - a typical finding in economic history: with higher incomes, the interest of individuals in accumulating wealth is raised. Moreover, the higher the real interest rate r , the higher the incentive for saving on the one hand, on the other hand the income

generating effect of a higher yield of return (here, the real interest rate) is dampening the savings incentive; furthermore, the higher the real interest rate, the higher the growth rate in a golden rule growth model perspective so that the savings rate could decline if a higher anticipated real income growth rate dampens the interest in savings. Climate risks could also affect savings behaviour: the higher the number of days of natural disaster occurrences, the more aware individuals are about the risk of the physical destruction of the capital stock (broadly defined) and hence the interest of individuals in the accumulation of capital will decline. If climate problems result in more extreme weather events – and hence more disaster days D (possibly also with rising damages per disaster day) – the enhanced climate change problems could bring about a lower savings ratio. Furthermore, increasing climate disaster days and damages are likely to cause a higher depreciation rate of capital δ . In a standard neoclassical growth model, both a lower savings rate and a higher depreciation rate would cause the level of the growth path to fall.

To verify the theoretical findings, we use the following empirical model:

$$s = \gamma_0 + \gamma_1 r + \gamma_2 d + \gamma_3 \ln y + \gamma_4 D. \tag{13}$$

Figure 3: Ageing effects in the Solow Model



Note: An exogenous decrease of a , s , n and an increase of t' and φ in t_2 due to ageing leads to a flattening of the growth path (from $\tan^{-1}(a - \varphi) = \alpha$ to $\alpha' < \alpha$); however, depending on the strength of the exogenous changes, the level of the growth path may decrease (C'') or increase (C').
 Source: own illustration

4. Empirical Analysis of Savings Ratios

Based on the theoretical framework developed, we have employed a panel data analysis with fixed-effects to estimate the enhanced growth equation using data from 34 OECD countries over the period from 1980 to 2020. We excluded five countries from the data sample due to missing values. The list of countries included in each model can be found in the Appendix (Table 4).

4.1. Data and Sample

The dependent variable, the savings rate, and the other two explanatory variables, the long-term interest rate and GDP per capita, are collected from the OECD database. The real values for the savings rate and the long-term interest rate are generated by adjusting depreciation using GDP deflator, the GDP per capita figures uses PPP data in constant 2015 prices. The old-age dependency ratio is taken from the UN. It is the share of the population aged 65 years and above to the working population, i.e. those aged between 20 and 64 years of age. The number of days relating to all kinds of natural disasters are accumulated as a proxy for the potential impact of natural disasters. Data on this are collected from the EM-DAT, CRED/ UCLouvain. We aggregate the number of days containing complete information on the day, month, and year of a natural disaster from beginning to end. We also summed the total damages in US\$ caused by natural disasters as an alternative measure, and a comparable result is presented as for the former variable. Therefore, the variable of days for natural disasters is kept in the reported regression results due to fewer missing observations compared to the total damages. Detailed information concerning the composition of the data can be found in Table 1 with the expected signs. The descriptive statistics and pairwise correlation for each variable are displayed in Table 2.

Table 1: General information of used variables

Variables	Description	Source	Expected sign	Time period
Savings rate	The ratio of net saving (saving net of depreciation) to GDP	OECD		1980-2020
Real long-term interest rate	The long-term interest rate adjusted by GDP deflator	OECD	+/-	1980-2020
Old-age dependency ratio	Annual old dep. ratio [(65+) / 20-64] (%)	UN	-	1980-2020
LN Per capita income	GDP per head of population in logarithm (USD, constant prices, 2015 PPPs)	OECD	+	1980-2020
Days for natural disasters	Aggregated days for natural disasters by year	EM-DAT, CRED / UCLouvain, Brussels, Belgium	-	1980-2020

Table 2: Descriptive statistics and pairwise correlations

Variable	Obs	Mean	Std. Dev.	(1)	(2)	(3)	(4)
Country	1394	18.85	10.55				
Year	1394	2000	11.84				
(1) Savings rate	1178	7.23	6.14	1.000			
(2) Real long-term interest rate	962	2.62	3.21	-0.223*	1.000		
(3) Old-age dependency ratio	1394	23.82	6.25	-0.261*	-0.245*	1.000	
(4) LN Per capita income	1292	10.36	0.45	0.159*	-0.247*	0.481*	1.000
(5) Days for natural disasters	1024	5.22	18.12	-0.096*	-0.035	0.094*	-0.017

*** p<0.01, ** p<0.05, * p<0.1

4.2. Estimation Method

In this study, we have macro-panels of 34 OECD countries over the period 1980-2020. With relatively large T and N, and with $N/T \rightarrow 0$, several issues might arise. For instance, panel series might be nonstationary, the regression parameters may be heterogeneous across countries, the regressors serially correlated, and cross-country dependence can exist in panels (BALTAGI, 2021, p.337). We firstly examine data for the existence of panel stationarity. The null hypothesis of a unit root can be rejected for most individual series using the CIPS panel unit root test developed by Pesaran, which allows for cross-sectional dependence (PESARAN, 2007). The old-age dependency ratio and GDP per capita in logarithm are stationary at the first difference. Also, the null hypothesis of no cointegration is rejected using the residual-based DF test suggested by KAO (1999). The inclusion of year dummies could also capture much of the residual cross-correlation (NICKELL/NUNZIATA/OCHEL, 2005). We then test the poolability of the data using a Chow test (CHOW, 1960), the null hypothesis of common slopes is rejected, the individual-specific effect should be considered. In addition, the statistics of the F-test significantly reject the null hypothesis in favour of the alternative hypothesis, according to which at least one dummy parameter is not equal to zero; thus, the fixed-effects model (FE) can be seen to have better goodness-of-fit to the data in comparison to a pooled ordinary least squares (OLS) estimator (BALTAGI, 2021, p.87). The model with random effects (RE) is also examined by a Lagrange multiplier (LM) test, the null hypothesis of the LM test which assumes that variances across entities are zero can be rejected based on a significant result, which indicates that the RE model is favoured over the pooled OLS model (BREUSCH/PAGAN, 1980). A highly significant result at a 5% significance level from Hausman's specification test rejects the null hypothesis that the model with RE is more efficient than FE (HAUSMAN, 1978). As the panels contain a long time series and the disturbances are indicated to be cross-sectionally dependent, groupwise heteroscedastic, and autocorrelated as suggested by the results using Pesaran's test, a modified Wald test, and the Wooldridge test (PESARAN, 2004; DRUKKER, 2003; WOOLDRIGE, 2010), Driscoll-Kraay standard errors are estimated to provide robust estimations (DRISCOLL/KRAAY, 1998).

4.3. Regression results

In this section, we report on the empirical findings of the changes in the savings rates in OECD countries over the 40 years since 1980. The regression results have been presented in the following Table 3. The savings rate is the outcome variable that is used in all models. The estimated effects using full samples are reported in columns 1 to 6, the results in columns 7 to 10 are predicted using sub-samples with different time periods and country groups. The countries included in the samples are listed in Table 4 in the Appendix.

As can be seen in columns 1 to 4, the estimates of individual variables show the expected signs, and all outcomes are significant at the 1% significance level. Two separate regressions are conducted in the following models, resulting in a high correlation between the old-age dependency ratio and per capita income. As shown in models 5 and 6, the real long-term interest rate is negatively associated with the savings rate. A one percent change of the real long-term interest rate is expected to lead to a decrease in the range of 0.2 and 0.3 percent in the savings rate ($P < .01$) for the analysed OECD countries. A significant result is also identified for the old-age dependency ratio. In model 5, the estimated coefficient shows a one-percent increase of the old-age dependency ratio is associated with a 0.36 percentage decrease of the savings rate, holding other variables constant. Per capita income in model 6 displays a positive and highly significant impact on the savings rate. In this study, natural disasters, as measured by the cumulated number of days of duration of said disasters, strongly influence the savings rate among selected countries. For each additional day increase in disasters, the savings rate is expected to reduce by 0.02 ($p < .05$) and 0.01 ($p < .05$) percent with the given significance levels.

In the sub-samples, the results presented in models 7 and 8 show the change of savings rates between 2007 and 2020. The real long-term interest rate is still negatively associated with the savings rate, but the result is no longer statistically significant at the 5% significance level. Surprisingly, the sign of the coefficient of the old-age dependency ratio turned positive during and after the global financial crisis until more recently, but the result is only significant at the 10% level. In models 9 and 10, the result using 20 EU countries shows persistent outcomes when compared with the whole sample, although the significant impact of the interest rate disappears.

Table 3: Regression results

	(1)	(2)	(3)	(4)	(5)	(6)	(7)	(8)	(9)	(10)
	Full-sample						Sub-sample			
DV: savings rate							2007-2020	2007-2020	EU	EU
Real long-term interest rate	-0.298*** (0.092)				-0.274** (0.106)	-0.218** (0.107)	-0.100 (0.103)	-0.017 (0.129)	-0.193 (0.118)	-0.110 (0.110)
Old-age dependency ratio		-0.424*** (0.084)			-0.358*** (0.098)		0.336* (0.173)		-0.264*** (0.089)	
LN Per capita income			7.422*** (1.750)			9.452*** (1.465)		10.856*** (2.473)		9.864*** (1.666)
Days for natural disasters				-0.018*** (0.006)	-0.019*** (0.005)	-0.014*** (0.005)	-0.003** (0.001)	-0.002 (0.001)	-0.017*** (0.005)	-0.012*** (0.004)
Constant	7.811*** (0.200)	17.151*** (1.771)	-65.359*** (17.431)	7.542*** (0.184)	15.411*** (2.287)	-87.866*** (14.732)	-7.199 (5.677)	-110.702*** (26.296)	12.268*** (2.099)	-92.470*** (16.702)
Observations	925	1,178	1,178	832	675	675	306	306	574	574
Number of groups	32	34	34	25	23	23	23	23	20	20
Year dummies	Yes	Yes	Yes	Yes	Yes	Yes	Yes	Yes	Yes	Yes

Driscoll-Kraay standard errors in parentheses*** p<0.01, ** p<0.05, * p<0.1

5. Conclusion and Future Research

The empirical analysis shows that the twin long-term challenges of climate change and an ageing society have a significant impact on savings behaviour in the analysed OECD countries. In the overall sample from 1980 to 2020, results show a highly significant negative link between the old-age dependency ratio and the savings rate, which is consistent with previous findings in the literature. For the period 2007-2020, however, the coefficient reverses its sign and indicates a positive relationship between the old-age dependency ratio and the savings rate. Although this result may seem unexpected at first glance, it is in line with the study of BOERSCH-SUPAN/WINTER (2001), who predicted higher savings between 2015 and 2025, as the need to save for one's own retirement becomes increasingly important. Thus, although in general a higher old-age dependency ratio brings about declining savings rates, an increasing old-age dependency ratio combined with a working age population stratum a relatively large share of which will retire in the foreseeable future can positively influence savings activity.

Moreover, the results indicate a negative link between the number of disaster days and the savings rate for OECD countries. This result fits to the theoretical consideration in Section 2 and 3: firstly, after a natural disaster, households' increasing awareness of the risk of physical destruction could lead to a lower savings rate; secondly, dissaving could be the result of induced self-insurance following disasters. Regarding the latter, the usual scope of government support after natural disasters is likely to play an important role as the degree of household confidence about expected government aid could depress the savings rate. At this point, it is also important to mention that the governments' aid behaviour may also reduce households' willingness to insure against natural disasters. Although insurances against natural disasters are (precautionary) savings in a broader economic sense, they are not counted in the national accounts as savings. Therefore, an analysis of government aid activities, the savings rate, and insurance contracts against natural disasters could very well complement the present study and provide a broader picture.

As shown in Section 3, the twin long-term challenge is likely to hamper the economic growth path in the long run. To address this overall problem, OECD countries would need to focus more on innovation promotion – with a special focus on green innovation. Innovativeness could be particularly promoted through enhanced real and economic openness (COE/HELPMAN/HOFFMAISTER, 2009; GRÄBNER ET AL., 2021), more incentives for inward foreign direct investments (CHEUNG/LIN, 2004), higher R&D subventions, and more spending on education. Higher savings in countries with rather low savings rates could also help to promote innovation. Considering the empirical results, successful climate policy – with a lower frequency of natural disasters – will raise the global (OECD) savings ratio and thus could affect the cost of capital and the cost of global modernization necessary for achieving sustainability and climate neutrality, respectively. Besides tackling climate change and moving to a carbon-neutral economy, the ongoing ageing of the population also requires higher savings rates. All in all, it can be said that higher (tax) incentives for more private savings are not only necessary with respect to ageing societies, but also have positive spillover effects in terms of greening the economy and economic prosperity.

The limitations of this study could also offer avenues for future research. Firstly, we have considered the case of a closed economy in the theoretical section. The authors will expand the model to analyse the open economy to address more practical issues in the next stage. Secondly, for the empirical part, one could further implement a dynamic panel analysis to account for the endogeneity problem. Lastly, the savings rate can be separated to identify the possible difference between public and private saving behaviours.

References

- Aiyar, M.S. and Ebeke, M.C.H. (2016): The Impact of Workforce Ageing on European Productivity, IMF Working Papers 2016/238, International Monetary Fund. Available at: <https://ideas.repec.org/p/imf/imfwpa/2016-238.html> (Accessed: 6 June 2021).
- Andor, M.A., Schmidt, C.M. and Sommer, S. (2018): ‘Climate Change, Population Ageing and Public Spending: Evidence on Individual Preferences’, *Ecological Economics*, 151, pp. 173–183. doi:10.1016/j.ecolecon.2018.05.003.
- Baltagi, B.H. (2021): *Econometric Analysis of Panel Data*, Springer Texts in Business and Economics, Springer International Publishing, Cham, Switzerland. Available at: <https://ideas.repec.org/b/spr/sptbec/978-3-030-53953-5.html> (Accessed: 8 December 2021).
- Berlemann, M., Steinhardt, M.F. and Tutt, J. (2015): Do Natural Disasters Stimulate Individual Saving? Evidence from a Natural Experiment in a Highly Developed Country. SSRN Scholarly Paper ID 2604389. Rochester, NY: Social Science Research Network. doi:10.2139/ssrn.2604389.
- Bloom, D.E., Canning, D., Mansfield, R. and Moore, M. (2007): ‘Demographic change, social security systems, and savings’, *Journal of Monetary Economics*, 54(1), pp. 92–114. doi:10.1016/j.jmoneco.2006.12.004.
- Bloom, D.E., Canning, D. and Fink, G. (2011): Implications of Population Ageing for Economic Growth, NBER Working Papers. 16705. National Bureau of Economic Research, Inc. Available at: <https://ideas.repec.org/p/nbr/nberwo/16705.html> (Accessed: 9 September 2021).
- Boersch-Supan, A.H. and Winter, J.K. (2001): Population Ageing, Savings Behavior and Capital Markets, NBER Working Papers 8561, National Bureau of Economic Research. doi:10.3386/w8561.
- Börsch-Supan, A. and Ludwig, A. (2009): ‘Ageing, Asset Markets, and Asset Returns: A View From Europe to Asia’, *Asian Economic Policy Review*, 4(1), pp. 69–92. doi:10.1111/j.1748-3131.2009.01109.x.
- Breusch, T.S. and Pagan, A. (1980): ‘The Lagrange Multiplier Test and its Applications to Model Specification in Econometrics’, *Review of Economic Studies*, 47(1), pp. 239–253. doi:10.2307/2297111.
- Cheung, K. and Lin, P. (2004): ‘Spillover effects of FDI on innovation in China: Evidence from the provincial data’, *China Economic Review*, 15(1), pp. 25–44. doi:10.1016/S1043-951X(03)00027-0.
- Chow, G.C. (1960): ‘Tests of Equality Between Sets of Coefficients in Two Linear Regressions’, *Econometrica*, 28(3), pp. 591–605. doi:10.2307/1910133.
- Coe, D.T., Helpman, E. and Hoffmaister, A.W. (2009): ‘International R&D spillovers and institutions’, *European Economic Review*, 53(7), pp. 723–741. doi:10.1016/j.euroecorev.2009.02.005.

- De Haas, R. and Popov, A. (2018): Financial Development and Industrial Pollution, Discussion Paper 2018–024, Tilburg University, Center for Economic Research. Available at: <https://ideas.repec.org/p/tiu/tiucen/a0a4fb82-734a-442a-9ea1-a270843d4cd2.html> (Accessed: 6 June 2021).
- De Haas, R. and Popov, A. (2019): Finance and carbon emissions, Working Paper Series 231, European Central Bank. Available at: <https://ideas.repec.org/p/ecb/ecbwps/20192318.html> (Accessed: 6 June 2021).
- Driscoll, J. and Kraay, A. (1998): ‘Consistent Covariance Matrix Estimation With Spatially Dependent Panel Data’, *The Review of Economics and Statistics*, 80(4), pp. 549–560. doi:10.1162/003465398557825.
- Drukker, D.M. (2003): ‘Testing for serial correlation in linear panel-data models’, *Stata Journal*, 3(2), pp. 168–177. doi:10.1177/1536867X0300300206.
- Eeckhoudt, L. and Schlesinger, H. (2008): ‘Changes in risk and the demand for saving’, *Journal of Monetary Economics*, 55(7), pp. 1329–1336. doi:10.1016/j.jmoneco.2008.08.004.
- Engen, E.M. and Gruber, J. (2001): ‘Unemployment insurance and precautionary saving’, *Journal of Monetary Economics*, 47(3), pp. 545–579. doi:10.1016/S0304-3932(01)00051-4.
- European Commission (2021): ‘The 2021 Ageing Report: Economic and Budgetary Projections for the EU Member States (2019-2070)’, European Commission. doi:10.2765/84455.
- Filipski, M., Jin, L., Zhang, X. and Chen, K.Z. (2019): ‘Living like there’s no tomorrow: The psychological effects of an earthquake on savings and spending behavior’, *European Economic Review*, 116, pp. 107–128. doi:10.1016/j.eurocorev.2019.04.004.
- Flodén, M. (2006): ‘Labour Supply and Saving Under Uncertainty’, *The Economic Journal*, 116(513), pp. 721–737. doi:10.1111/j.1468-0297.2006.01108.x.
- Gräbner, C., Heimberger, P., Kapeller, J. and Springholz, F. (2021): ‘Understanding economic openness: a review of existing measures’, *Review of World Economics*, 157(1), pp. 87–120. doi:10.1007/s10290-020-00391-1.
- Hassan, K. and Salim, R. (2015): ‘Population ageing, income growth and CO2 emission: Empirical evidence from high income OECD countries’, *Journal of Economic Studies*, 42(1), pp. 54–67. doi:10.1108/JES-04-2013-0046.
- Hausman, J. (1978): ‘Specification Tests in Econometrics’, *Econometrica*, 46(6), pp. 1251–71. doi:10.2307/1913827.
- Horioka, C. and Watanabe, W. (1997): ‘Why Do People Save? A Micro-Analysis of Motives for Household Saving in Japan’, *Economic Journal*, 107(442), pp. 537–52. doi:10.1111/j.1468-0297.1997.tb00026.x.
- IPCC. (2021): Climate Change 2021: The Physical Science Basis, Contribution of Working Group I to the Sixth Assessment Report of the Intergovernmental Panel on Climate Change. In V. Masson-Delmotte, P. Zhai, A. Pirani, S.L. Connors, C. Péan, S. Berger, N.

- Caud, Y. Chen, L. Goldfarb, M.I. Gomis, M. Huang, K. Leitzell, E. Lonnoy, J.B.R. Matthews, T.K. Maycock, T. Waterfield, O. Yelekçi, R. Yu, and B. Zhou (eds.) Cambridge University Press, In Press.
- IPCC. (2013): *Climate Change 2013: The Physical Science Basis. Contribution of Working Group I to the Fifth Assessment Report of the Intergovernmental Panel on Climate Change*. In T. Stocker, D. Qin, G. Plattner, M.B. Tignor, S.K. Allen, J. Boschung, A. Nauels, Y. Xia, V. Bex, and P.M. Midgley (eds.). Cambridge University Press, 2013.
- Kao, C. (1999): ‘Spurious regression and residual-based tests for cointegration in panel data’, *Journal of Econometrics*, 90(1), pp. 1–44. doi:10.1016/S0304-4076(98)00023-2.
- Luo, K. and Kinugasa, T. (2018): Do natural disasters influence long-term saving?: Assessing the impact of the 2008 Sichuan earthquake on household saving rates using synthetic control, Discussion Paper 1804, Graduate School of Economics, Kobe University. Available at: <https://ideas.repec.org/p/koe/wpaper/1804.html> (Accessed: 14 November 2021).
- Nickell, S., Nunziata, L. and Ochel, W. (2005): ‘Unemployment in the OECD Since the 1960s. What Do We Know?’, *Economic Journal*, 115(500), pp. 1–27. doi:10.1111/j.1468-0297.2004.00958.x.
- Pesaran, M. (2004): General Diagnostic Tests for Cross Section Dependence in Panels, IZA Discussion Paper 1240, Institute of Labor Economics (IZA). Available at: <https://econpapers.repec.org/paper/izaizadps/dp1240.htm> (Accessed: 8 December 2021).
- Pesaran, M. (2007): ‘A simple panel unit root test in the presence of cross-section dependence’, *Journal of Applied Econometrics*, 22(2), pp. 265–312. doi:10.1002/jae.951.
- Raschky, P.A. and Weck-Hannemann, H. (2007): ‘Charity hazard—A real hazard to natural disaster insurance?’, *Environmental Hazards*, 7(4), pp. 321–329. doi:10.1016/j.envhaz.2007.09.002.
- Sawada, Y. and Shimizutani, S. (2008): ‘How Do People Cope with Natural Disasters? Evidence from the Great Hanshin-Awaji (Kobe) Earthquake in 1995’, *Journal of Money, Credit and Banking*, 40(2–3), pp. 463–488. doi:10.1111/j.1538-4616.2008.00122.x.
- Skidmore, M. (2001): ‘Risk, natural disasters, and household savings in a life cycle model’, *Japan and the World Economy*, 13(1), pp. 15–34. doi:10.1016/S0922-1425(00)00056-6.
- Skidmore, M. and Toya, H. (2002): ‘Do Natural Disasters Promote Long-Run Growth?’, *Economic Inquiry*, 40(4), pp. 664–687. doi:10.1093/ei/40.4.664.
- Stierle, M.H. and Rocher, S. (2015): Household saving rates in the EU: Why do they differ so much?, European Economy - Discussion Papers 2015-005, Directorate General Economic and Financial Affairs (DG ECFIN), European Commission. Available at: <https://ideas.repec.org/p/euf/disap/005.html> (Accessed: 7 September 2021).
- Udry, C. (1995): ‘Risk and Saving in Northern Nigeria’, *The American Economic Review*, 85(5), pp. 1287–1300.
- UN, Department of Economic and Social Affairs, Population Division (2015). *World Population Ageing 2015 (ST/ESA/SER.A/390)*.

Wooldridge, J. (2010): *Econometric Analysis of Cross Section and Panel Data*, MIT Press Books, Cambridge, USA. Available at: <https://econpapers.repec.org/bookchap/mtptitles/0262232588.htm> (Accessed: 8 December 2021).

Appendix

Table 4: The countries in the regression samples (M = model)

Country	M1	M2	M3	M4	M5	M6	M7	M8	M9	M10
Australia	Yes	Yes	Yes	No	No	No	No	No	No	No
Austria	Yes	Yes	Yes	Yes	Yes	Yes	Yes	Yes	Yes	Yes
Belgium	Yes	Yes	Yes	Yes	Yes	Yes	Yes	Yes	Yes	Yes
Canada	Yes	Yes	Yes	No	No	No	No	No	No	No
Chile	Yes	Yes	Yes	No	No	No	No	No	No	No
Colombia	No	No	No	No	No	No	No	No	No	No
Costa Rica	No	No	No	No	No	No	No	No	No	No
Czech Republic	Yes	Yes	Yes	Yes	Yes	Yes	Yes	Yes	Yes	Yes
Denmark	Yes	Yes	Yes	Yes	Yes	Yes	Yes	Yes	Yes	Yes
Estonia	No	Yes	Yes	Yes	No	No	No	No	No	No
Finland	Yes	Yes	Yes	Yes	Yes	Yes	Yes	Yes	Yes	Yes
France	Yes	Yes	Yes	Yes	Yes	Yes	Yes	Yes	Yes	Yes
Germany	Yes	Yes	Yes	Yes	Yes	Yes	Yes	Yes	Yes	Yes
Greece	Yes	Yes	Yes	Yes	Yes	Yes	Yes	Yes	Yes	Yes
Hungary	Yes	Yes	Yes	Yes	Yes	Yes	Yes	Yes	Yes	Yes
Iceland	No	No	No	No	No	No	No	No	No	No
Ireland	Yes	Yes	Yes	Yes	Yes	Yes	Yes	Yes	Yes	Yes
Israel	Yes	Yes	Yes	No	No	No	No	No	No	No
Italy	Yes	Yes	Yes	Yes	Yes	Yes	Yes	Yes	Yes	Yes
Japan	Yes	Yes	Yes	No	No	No	No	No	No	No
South Korea	Yes	Yes	Yes	No	No	No	No	No	No	No
Latvia	Yes	Yes	Yes	Yes	Yes	Yes	Yes	Yes	Yes	Yes
Lithuania	Yes	Yes	Yes	Yes	Yes	Yes	Yes	Yes	Yes	Yes
Luxembourg	No	Yes	Yes	Yes	No	No	No	No	No	No
Mexico	Yes	Yes	Yes	No	No	No	No	No	No	No
Netherlands	Yes	Yes	Yes	Yes	Yes	Yes	Yes	Yes	Yes	Yes
New Zealand	Yes	Yes	Yes	No	No	No	No	No	No	No
Norway	Yes	Yes	Yes	Yes	Yes	Yes	Yes	Yes	No	No
Poland	Yes	Yes	Yes	Yes	Yes	Yes	Yes	Yes	Yes	Yes
Portugal	Yes	Yes	Yes	Yes	Yes	Yes	Yes	Yes	Yes	Yes
Slovak Republic	Yes	Yes	Yes	Yes	Yes	Yes	Yes	Yes	Yes	Yes
Slovenia	Yes	Yes	Yes	Yes	Yes	Yes	Yes	Yes	Yes	Yes
Spain	Yes	Yes	Yes	Yes	Yes	Yes	Yes	Yes	Yes	Yes
Sweden	Yes	Yes	Yes	Yes	Yes	Yes	Yes	Yes	Yes	Yes
Switzerland	Yes	Yes	Yes	Yes	Yes	Yes	Yes	Yes	No	No
Turkey	No	No	No	No	No	No	No	No	No	No
United Kingdom	Yes	Yes	Yes	Yes	Yes	Yes	Yes	Yes	No	No
United States	Yes	Yes	Yes	No	No	No	No	No	No	No
N	32	34	34	25	23	23	23	23	20	20

EIIW Diskussionsbeiträge

EIIW Discussion Papers



ISSN 1430-5445:

Die Zusammenfassungen der Beiträge finden Sie im Internet unter:

The abstracts of the publications can be found in the internet under:

<https://eiiw.wiwi.uni-wuppertal.de/>

- No. 173 **Welfens P.J.J.; Perret K.J.:** Structural Change, Specialization and Growth in EU 25, January 2010
- No. 174 **Welfens P.J.J.; Perret K.J.; Erdem D.:** Global Economic Sustainability Indicator: Analysis and Policy Options for the Copenhagen Process, February 2010
- No. 175 **Welfens, P.J.J.:** Rating, Kapitalmarktsignale und Risikomanagement: Reformansätze nach der Transatlantischen Bankenkrise, Februar 2010
- No. 176 **Mahmutovic, Z.:** Patendatenbank: Implementierung und Nutzung, Juli 2010
- No. 177 **Welfens, P.J.J.:** Toward a New Concept of Universal Services: The Role of Digital Mobile Services and Network Neutrality, November 2010
- No. 178 **Perret J.K.:** A Core-Periphery Pattern in Russia – Twin Peaks or a Rat´s Tail, December 2010
- No. 179 **Welfens P.J.J.:** New Open Economy Policy Perspectives: Modified Golden Rule and Hybrid Welfare, December 2010
- No. 180 **Welfens P.J.J.:** European and Global Reform Requirements for Overcoming the Banking Crisis, December 2010
- No. 181 **Szanyi, M.:** Industrial Clusters: Concepts and Empirical Evidence from East-Central Europe, December 2010
- No. 182 **Szalavetz, A.:** The Hungarian automotive sector – a comparative CEE perspective with special emphasis on structural change, December 2010

- No. 183 **Welfens, P.J.J.; Perret, K.J.; Erdem, D.:** The Hungarian ICT sector – a comparative CEE perspective with special emphasis on structural change, December 2010
- No. 184 **Lengyel, B.:** Regional clustering tendencies of the Hungarian automotive and ICT industries in the first half of the 2000's, December 2010
- No. 185 **Schröder, C.:** Regionale und unternehmensspezifische Faktoren einer hohen Wachstumsdynamik von IKT Unternehmen in Deutschland; Dezember 2010
- No. 186 **Emons, O.:** Innovation and Specialization Dynamics in the European Automotive Sector: Comparative Analysis of Cooperation & Application Network, October 2010
- No. 187 **Welfens, P.J.J.:** The Twin Crisis: From the Transatlantic Banking Crisis to the Euro Crisis? January 2011
- No. 188 **Welfens, P.J.J.:** Green ICT Dynamics: Key Issues and Findings for Germany, March 2012
- No. 189 **Erdem, D.:** Foreign Direct Investments, Energy Efficiency and Innovation Dynamics, July 2011
- No. 190 **Welfens, P.J.J.:** Atomstromkosten und -risiken: Haftpflichtfragen und Optionen rationaler Wirtschaftspolitik, Mai 2011
- No. 191 **Welfens, P.J.J.:** Towards a Euro Fiscal Union: Reinforced Fiscal and Macroeconomic Coordination and Surveillance is Not Enough, January 2012
- No. 192 **Irawan, T.:** ICT and economic development: Conclusion from IO Analysis for Selected ASEAN Member States, November 2013
- No. 193 **Welfens, P.J.J.; Perret, J.:** Information & Communication Technology and True Real GDP: Economic Analysis and Findings for Selected Countries, February 2014
- No. 194 **Schröder, C.:** Dynamics of ICT Cooperation Networks in Selected German ICT Clusters, August 2013
- No. 195 **Welfens, P.J.J.; Jungmittag, A.:** Telecommunications Dynamics, Output and Employment, September 2013
- No. 196 **Feiguine, G.; Solojova, J.:** ICT Investment and Internationalization of the Russian Economy, September 2013
- No. 197 **Kubielas, S.; Olender-Skorek, M.:** ICT Modernization in Central and Eastern Europe, May 2014 Trade and Foreign Direct Investment New Theoretical Approach and Empirical Findings for US Exports & European Exports
- No. 198 **Feiguine, G.; Solovjova, J.:** Significance of Foreign Direct Investment for the Development of Russian ICT sector, May 2014

- No. 199 **Feiguine, G.; Solovjova, J.:** ICT Modernization and Globalization: Russian Perspectives, February 2012
- No. 200 **Syraya, O.:** Mobile Telecommunications and Digital Innovations, May 2014
- No. 201 **Tan, A.:** Harnessing the Power of ICT and Innovation Case Study Singapore, March 2014
- No. 202 **Udalov, V.:** Political-Economic Aspects of Renewable Energy: Voting on the Level of Renewable Energy Support, November 2014
- No. 203 **Welfens, P.J.J.:** Overcoming the EU Crisis and Prospects for a Political Union, March 2014
- No. 204 **Welfens, P.J.J.; Irawan, T.:** Trade and Foreign Direct Investment: New Theoretical Approach and Empirical Findings for US Exports and European Exports, November 2014
- No. 205 **Welfens, P.J.J.:** Competition in Telecommunications and Internet Services: Problems with Asymmetric Regulations, December 2014
- No. 206 **Welfens, P.J.J.:** Innovation, Inequality and a Golden Rule for Growth in an Economy with Cobb-Douglas Function and an R&D Sector
- No. 207 **Jens K. Perret.:** Comments on the Impact of Knowledge on Economic Growth across the Regions of the Russian Federation
- No. 208 **Welfens, P.J.J.; Irawan T.:** European Innovations Dynamics and US Economic Impact: Theory and Empirical Analysis, June 2015
- No. 209 **Welfens, P.J.J.:** Transatlantisches Freihandelsabkommen EU-USA: Befunde zu den TTIP-Vorteilen und Anmerkungen zur TTIP-Debatte, Juni 2015
- No. 210 **Welfens, P.J.J.:** Overcoming the Euro Crisis and Prospects for a Political Union, July 2015
- No. 211 **Welfens, P.J.J.:** Schumpeterian Macroeconomic Production Function for Open Economies: A New Endogenous Knowledge and Output Analysis, January 2016
- No. 212 **Jungmittag, A.; Welfens, P.J.J.:** Beyond EU-US Trade Dynamics: TTIP Effects Related to Foreign Direct Investment and Innovation, February 2016
- No. 213 **Welfens, P.J.J.:** Misleading TTIP analysis in the 6th/7th May 2016 issue of DER SPIEGEL, May 2016
- No. 214 **Welfens, P.J.J.:** TTIP-Fehlanalyse im SPIEGEL Heft 6. Mai 2016, Mai 2016
- No. 215 **Welfens, P.J.J.; Irawan, T.; Perret, J.K.:** True Investment-GDP Ratio in a World Economy with Investment in Information & Communication Technology, June 2016
- No. 216 **Welfens, P.J.J.:** EU-Osterweiterung: Anpassungsprozesse, Binnenmarktdynamik und Euro-Perspektiven, August 2016

- No. 217 **Perret, J.K.:** A Spatial Knowledge Production Function Approach for the Regions of the Russian Federation, June 2016
- No. 218 **Korus, A.:** Currency Overvaluation and R&D Spending, September 2016
- No. 219 **Welfens, P.J.J.:** Cameron's Information Disaster in the Referendum of 2016: An Exit from Brexit? September 2016
- No. 220 **Welfens, P.J.J.:** Qualitätswettbewerb, Produktinnovationen und Schumpetersche Prozesse in internationalen Märkten, October 2016
- No. 221 **Jungmittag, A.:** Techno-Globalisierung, October 2016
- No. 222 **Dachs, B.:** Techno-Globalisierung als Motor des Aufholprozesses im österreichischen Innovationssystem, October 2016
- No. 223 **Perret, J.K.:** Strukturwandel in der Europäischen Union am Beispiel ausgewählter Leitmärkte mit besonderem Bezug auf die Innovationstätigkeit der Mitgliedsländer, October 2016
- No. 224 **Irawan, T.; Welfens, P.J.J.:** ICT Dynamics and Regional Trade Bias in Asia: Theory and Empirical Aspects, October 2016
- No. 225 **Korus, A.:** Erneuerbare Energien und Leitmärkte in der EU und Deutschland, October 2016
- No. 226 **Dachs, B.; Budde, B.:** Fallstudie Nachhaltiges Bauen und Lead Markets in Österreich, October 2016
- No. 227 **Welfens, P.J.J.:** eHealth: Grundlagen der Digitalen Gesundheitswirtschaft und Leitmarktperspektiven, October 2016
- No. 228 **Korus, A.:** Innovationsorientierte öffentliche Beschaffung und Leitmärkte: Politische Initiativen in der EU, October 2016
- No. 230 **Nan, Yu:** Innovation of renewable energy generation technologies at a regional level in China: A study based on patent data analysis, December 2016
- No. 231 **Welfens, P.J.J.; Debes, C.:** Globale Nachhaltigkeit 2017: Ergebnisse zum EIIW-vita Nachhaltigkeitsindikator, März 2018
- No. 232 **Welfens, P.J.J.:** Negative Welfare Effects from Enhanced International M&As in the Post-BREXIT-Referendum UK, April 2017
- No. 233 **Udalov, V.; Welfens, P.J.J.:** Digital and Competing Information Sources: Impact on Environmental Concern und Prospects for Cooperation, April 2017
- No. 234 **Welfens, P.J.J.:** The True Cost of BREXIT for the UK: A Research Note, October 2017

- No. 235 **Welfens, P.J.J.; Hanrahan, D.:** BREXIT: Key Analytical Issues and Insights from Revised Economic Forecasts, January 2018
- No. 236 **Welfens, P.J.J.:** Techno-Globalisierung, Leitmärkte und Strukturwandel in wirtschaftspolitischer Sicht, August 2017
- No. 238 **Welfens, P.J.J.:** Foreign Financial Deregulation under Flexible and Fixed Exchange Rates, June 2017
- No. 239 **Welfens, P.J.J.; Kadiric, S.:** Neuere Finanzmarktaspekte von Bankenkrise, QE-Politik und EU-Bankenaufsicht, July 2017
- No. 240 **Welfens, P.J.J.; Hanrahan, D.:** The BREXIT Dynamics: British and EU27 Challenges after the EU Referendum, May 2017
- No. 241 **Welfens, P.J.J.; Baier, F.:** BREXIT and FDI: Key Issues and New Empirical Findings, January 2018
- No. 242 **Welfens, P.J.J.:** International Risk Management in BREXIT and Policy Options, March 2018
- No. 243 **Korus, A.; Celebi, K.:** The Impact of Brexit on the British Pound/Euro Exchange rate The Impact of Brexit on the British Pound/Euro Exchange rate, April 2018
- No. 244 **Welfens, P.J.J.; Yushkova, E.:** IKT-Sektor in China und Wirtschaftsbeziehungen zu Deutschland, April 2018
- No. 245 **Udalov, V.:** Analysis of Individual Renewable Energy Support: An Enhanced Model, June 2018
- No. 246 **Welfens, P.J.J.:** Lack of International Risk Management in BREXIT? July 18 2018
- No. 247 **Xiong, T.; Welfens, P.J.J.:** The Effects of Foreign Direct Investment on Regional Innovation Capacity in China, June 2018
- No. 248 **Welfens, P.J.J.:** New Marshall-Lerner Conditions for an Economy with Outward and Two-Way Foreign Direct Investment, July 2018, Updated February 2019
- No. 249 **Welfens, P.J.J.; Xiong, T.:** BREXIT Perspectives: Financial Market Dynamics, Welfare Aspects and Problems from Slower Growth, September 2018
- No. 250 **Welfens, P.J.J.; Udalov, V.:** International Inequality Dynamics: Issues and Evidence of a Redistribution Kuznets Curve, September 2018
- No. 251 **Kadiric, S.; Korus, A.:** The Effects of Brexit on Corporate Yield Spreads: Evidence from UK and Eurozone Corporate Bond Markets, September 2018

- No. 252 **Welfens, P.J.J.:** Import Tariffs, Foreign Direct Investment and Innovation: A New View on Growth and Protectionism, December 2018
- No. 253 **Welfens, P.J.J.:** Explaining Trumpism as a Structural US Problem: New Insights and Transatlantic Plus Global Economic Perspectives, October 2018
- No. 254 **Baier, F.J.; Welfens, P.J.J.:** The UK's Banking FDI Flows and Total British FDI: A Dynamic BREXIT Analysis, November 2018
- No. 255 **Welfens, P.J.J.; Yu, N.; Hanrahan, D.; Schmuelling, B; Fechtner, H.:** Electrical Bus Mobility in the EU and China: Technological, Ecological and Economic Policy Perspectives, December 2018
- No. 256 **Welfens, P.J.J.; Baier, F.; Kadiric, S.; Korus, A.; Xiong, T.:** EU28 Capital Market Perspectives of a Hard BREXIT: Theory, Empirical Findings and Policy Options, March 2019
- No. 257 **Welfens, P.J.J.:** Council of Economic Advisers: Biased Per Capita Consumption Comparison of the US with Europe, March 2019 (forthcoming)
- No. 258 **Welfens, P.J.J.:** Wirtschaftspolitik-Fehlorientierung des Westens nach 1989: Bankenkrise, Globalisierungs-Ordnungsdefizit und Desintegrationsdruck, April 2019
- No. 259 **Welfens, P.J.J.:** CO2-Steuer, Zertifikate-Handel und Innovationsförderung als Klimapolitik-Instrumente, June 2019
- No. 260 **Welfens, P.J.J.:** BREXIT- Wirtschaftsperspektiven für Deutschland und NRW: Mittel- und langfristige Effekte & Politikoptionen, June 2019
- No. 261 **Baier, F.J.:** Foreign Direct Investment and Tax: OECD Gravity Modelling in a World with International Financial Institutions, August 2019
- No. 262 **Welfens, P.J.J.:** Rationale Klimapolitik für das Erreichen des Ziels Klimaneutralität: NRW-Deutschland-EU-G20Plus, Oktober 2019
- No. 263 **Welfens, P.J.J.:** After Eastern German State Elections 2019: Germany Facing Serious Politico-Economic Problems, September 2019
- No. 264 **Jungmittag, A.; Welfens, Paul J.J.:** EU-US Trade Post-Trump Perspectives: TTIP Aspects Related to Foreign Direct Investment and Innovation, November 2019
- No. 265 **Welfens, P.J.J.:** Financial Markets and Oil Prices in a Schumpeterian Context of CO2-Allowance Markets, December 2019
- No. 266 **Welfens, P.J.J.; Xiong, T.:** US MNCs' Reinvested Earnings and Investment in EU Countries: New Thoughts on Feldstein-Horioka, December 2019, *forthcoming*

- No. 267 **Welfens, P.J.J.; Celebi, K.:** CO2 Allowance Price Dynamics and Stock Markets in EU Countries: Empirical Findings and Global CO2-Perspectives, January 2020
- No. 268 **Celebi, K.:** Quo Vadis, Britain? – Implications of the Brexit Process on the UK’s Real Economy, January 2020
- No. 269 **Welfens, P.J.J.:** The Optimum Import Tariff in the Presence of Outward Foreign Direct Investment, January 2020
- No. 270 **Welfens, P.J.J.:** Macroeconomic Aspects of the Coronavirus Epidemic: Eurozone, EU, US and Chinese Perspectives, March 2020
- No. 271 **Kadicic, S.:** The Determinants of Sovereign Risk Premiums in the UK and the European Government Bond Market: The Impact of Brexit, March 2020
- No. 272 **Welfens, P.J.J.:** Macroeconomic and Health Care Aspects of the Coronavirus Epidemic: EU, US and Global Perspectives, April 2020
- No. 273 **Welfens, P.J.J.:** Corona World Recession and Health System Crisis: Shocks Not Understood So Far, May 2020
- No. 274 **Bretschger, L.; Grieg, E.; Welfens, P.J.J.; Xiong, T.:** Corona Fatality Development, Medical Indicators and the Environment: Empirical Evidence for OECD Countries, June 2020
- No. 275 **Welfens, P.J.J.:** Doubts on the Role of Disturbance Variance in New Keynesian Models and Suggested Refinements, October 2020
- No. 277 **Bretschger, L.; Grieg, E.; Welfens, P.J.J.; Xiong, T.:** COVID-19 Infections and Fatalities Developments: Empirical Evidence for OECD Countries and Newly Industrialized Economies, September 2020
- No. 279 **Welfens, P.J.J.:** Product Innovations, Process Innovations and Foreign Direct Investment: New Theoretical Aspects and Empirical Findings, December 2020
- No. 280 **Zander, T.:** Does corruption matter for FDI flows in the OECD? A gravity analysis, October 2020
- No. 281 **Celebi, K.; Welfens, P.J.J.:** The Economic Impact of Trump: Conclusions from an Impact Evaluation Analysis, October 2020
- No. 283 **Welfens, P.J.J.:** Optimal Inward Foreign Direct Investment Share within an International M&A Setting, November 2020
- No. 285 **Hanrahan, D.:** Tax Challenges of the Digitalized Economy, December 14th 2020
- No. 286 **Welfens, P.J.J.:** Corona-Impfpolitik-Perspektiven: Grundlagen, Probleme und Strategieoptionen, December 19th 2020 (Vorabversion)

- No. 287 **Welfens, P.J.J.; Wilke, A.:** Urban Wind Energy Production Potential: New Opportunities, December 21st 2020
- No. 288 **Welfens, P.J.J.:** The Background of Trumpism and its Main Economic Effects, December 30th 2020
- No. 289 **Gries, T.; Welfens, P.J.J.:** Testing as an Approach to Control the Corona Epidemic Dynamics and Avoid Lockdowns, January 11th 2021
- No. 290 **Gries, T.; Welfens, P.J.J.:** Testen als Ansatz zur Kontrolle der Corona-Epidemie und zur Vermeidung von Lockdowns, January 11th 2021
- No. 291 **Celebi, K.; Welfens, P.J.J.:** The Stock Market, Labor-Income Risk and Unemployment in the US: Empirical Findings and Policy Implications, January 27th 2021
- No. 295 **Welfens, P.J.J.:** Nationale und globale Impfstoffbeschaffung in einer Pandemie-Situation: Rationale Patent-Ersatzoption, February 18th 2021
- No. 296 **Welfens, P.J.J.:** National and Global Vaccine Procurement in a Pandemic Situation: Rational Patent Replacement Option, April 7th 2021
- No. 297 **Welfens, P.J.J.:** Gesundheitsförderung und Klimapolitik: Neue Krankenversicherungs-Perspektiven zu Marktdynamik und Klimafortschritt, March 24th 2021
- No. 299 **Dauenhauer, C.; Perret J.K.:** Determinants of Purchasing Behavior – On the Interaction of Price Anchors and the Framing of Price Changes, April 9th 2021
- No. 300 **Roeger, W.; Welfens, P.J.J.:** Foreign Direct Investment and Innovations: Transmission Dynamics of Persistent Demand and Technology Shocks in a Macro Model, April 20th 2021
- No. 301 **Welfens, P.J.J.; Celebi, K.:** FDI Globalization and the New Phillips Curve: Role of Multinational Companies and Institutional Changes, April 12th 2021
- No. 302 **Welfens, P.J.J.:** Neue Ungleichheits- und Modernitätsanalyse: Ökonomische Perspektiven und Soziologie-Fehlsicht, July 9th 2021
- No. 303 **Welfens, P.J.J.:** New Inequality and Late Modernity Analysis: Economic Perspectives and Sociological Misperceptions, July 27th 2021
- No. 304 **Welfens, P.J.J.:** Nouvelle analyse de l'inégalité et de la modernité tardive : Perspectives économiques et perceptions sociologiques erronées, July 28th 2021
- No. 306 **Mueller, M.:** French Presidency of the Council of the European Union in 2022: What to Expect?, September 1st 2021
- No. 307 **Soliman, K.:** Are Industrial Robots a new GPT? A Panel Study of Nine European Countries with Capital and Quality-adjusted Industrial Robots as Drivers of Labour Productivity Growth, September 15th 2021

No. 308 **Baier, F.; Welfens, P.J.J.; Zander, T.:** Employment and Job Perspectives for Female Refugees in Germany: Analysis and Policy Implications from a Local Survey Study, December 6th 2021

No. 309 **Xiong, T.; Celebi, K.; Welfens, P.J.J.:** OECD Countries' Twin Long-run Challenge: The Impact of Ageing Dynamics and Increasing Natural Disasters on Savings Ratios, December 16th 2021

Weitere Beiträge von Interesse:

Titels of related interest:

- Paul J.J. Welfens** (2019), Klimaschutzpolitik - Das Ende der Komfortzone: Neue wirtschaftliche und internationale Perspektiven zur Klimadebatte, Springer Heidelberg
- Paul J.J. Welfens** (2019), The Global Trump - Structural US Populism and Economic Conflicts with Europe and Asia, Palgrave Macmillan London
- Paul J.J. Welfens** (2018), Brexit aus Versehen: Europäische Union zwischen Desintegration und neuer EU, 2.A., Springer Heidelberg
- Paul J.J. Welfens; Samir Kadiric** (2018), Bankenaufsicht, Unkonventionelle Geldpolitik und Bankenregulierung, DeGruyter Oldenbourg
- Paul J.J. Welfens** (2017), An Accidental BREXIT: New EU and Transatlantic Economic Perspectives, Palgrave Macmillan London
- Paul J.J. Welfens** (2017), Macro Innovation Dynamics and the Golden Age, New Insights into Schumpeterian Dynamics, Inequality and Economic Growth, Springer Heidelberg
- Paul J.J. Welfens** (Nov. 2016), Brexit aus Versehen: Europäische Union zwischen Desintegration und neuer EU, Springer Heidelberg
- Paul J.J. Welfens; Jens K. Perret; Tony Irawan; Evgeniya Yushkova** (2015), Towards Global Sustainability, Springer Berlin Heidelberg
- Paul J.J. Welfens; A. Korus; T. Irawan** (2014), Transatlantisches Handels- und Investitionsabkommen: Handels-, Wachstums- und industrielle Beschäftigungsdynamik in Deutschland, den USA und Europa, Lucius & Lucius Stuttgart
- Paul J.J. Welfens** (2013), Grundlagen der Wirtschaftspolitik, 5. Auflage, Springer Berlin Heidelberg
- Paul J.J. Welfens** (2013), Social Security and Economic Globalization, Springer Berlin Heidelberg
- Paul J.J. Welfens** (2012), Clusters in Automotive and Information & Communication Technology, Springer Berlin Heidelberg
- Paul J.J. Welfens** (2011), Innovations in Macroeconomics, 3rd revised and enlarged edition, Springer Berlin Heidelberg
- Paul J.J. Welfens** (2011), Zukunftsfähige Wirtschaftspolitik für Deutschland und Europa, Springer Berlin Heidelberg
- Paul J.J. Welfens; Cillian Ryan, eds.** (2011), Financial Market Integration and Growth, Springer Berlin Heidelberg
- Raimund Bleischwitz; Paul J.J. Welfens; Zhong Xiang Zhang** (2011), International Economics of Resource Efficiency, Physica-Verlag Heidelberg
- Paul J.J. Welfens; John T. Addison** (2009), Innovation, Employment and Growth Policy Issues in the EU and the US, Springer Berlin Heidelberg
- Paul J.J. Welfens; Suthiphand Chirathivat; Franz Knipping** (2009), EU – ASEAN, Springer Berlin Heidelberg

- Paul J.J. Welfens; Ellen Walther-Klaus** (2008), Digital Excellence, Springer Berlin Heidelberg
- Huub Meijers; Bernhard Dachs; Paul J.J. Welfens** (2008), Internationalisation of European ICT Activities, Springer Berlin Heidelberg
- Richard Tilly; Paul J.J. Welfens; Michael Heise** (2007), 50 Years of EU Economic Dynamics, Springer Berlin Heidelberg
- Paul J.J. Welfens; Mathias Weske** (2007), Digital Economic Dynamics, Springer Berlin Heidelberg
- Paul J.J. Welfens; Franz Knipping; Suthiphand Chirathivat** (2006), Integration in Asia and Europe, Springer Berlin Heidelberg
- Edward M. Graham; Nina Oding; Paul J.J. Welfens** (2005), Internationalization and Economic Policy Reforms in Transition Countries, Springer Berlin Heidelberg
- Paul J.J. Welfens; Anna Wziatek-Kubiak** (2005), Structural Change and Exchange Rate Dynamics, Springer Berlin Heidelberg
- Paul J.J. Welfens; Peter Zoche; Andre Jungmittag; Bernd Beckert; Martina Joisten** (2005), Internetwirtschaft 2010, Physica-Verlag Heidelberg
- Evgeny Gavrilenkov; Paul J.J. Welfens; Ralf Wiegert** (2004), Economic Opening Up and Growth in Russia, Springer Berlin Heidelberg
- John T. Addison; Paul J.J. Welfens** (2003), Labor Markets and Social Security, Springer Berlin Heidelberg
- Timothy Lane; Nina Oding; Paul J.J. Welfens** (2003), Real and Financial Economic Dynamics in Russia and Eastern Europe, Springer Berlin Heidelberg
- Claude E. Barfield; Günter S. Heiduk; Paul J.J. Welfens** (2003), Internet, Economic Growth and Globalization, Springer Berlin Heidelberg
- Thomas Gries; Andre Jungmittag; Paul J.J. Welfens** (2003), Neue Wachstums- und Innovationspolitik in Deutschland und Europa, Physica-Verlag Heidelberg
- Hermann-Josef Bunte; Paul J.J. Welfens** (2002), Wettbewerbsdynamik und Marktabgrenzung auf Telekommunikationsmärkten, Springer Berlin Heidelberg
- Paul J.J. Welfens; Ralf Wiegert** (2002), Transformationskrise und neue Wirtschaftsreformen in Russland, Physica-Verlag Heidelberg
- Paul J.J. Welfens; Andre Jungmittag** (2002), Internet, Telekomliberalisierung und Wirtschaftswachstum, Springer Berlin Heidelberg
- Paul J.J. Welfens** (2002), Interneteconomics.net, Springer Berlin Heidelberg
- David B. Audretsch; Paul J.J. Welfens** (2002), The New Economy and Economic Growth in Europe and the US, Springer Berlin Heidelberg
- Paul J.J. Welfens** (2001), European Monetary Union and Exchange Rate Dynamics, Springer Berlin Heidelberg
- Paul J.J. Welfens** (2001), Internationalization of the Economy and Environmental Policy Options, Springer Berlin Heidelberg

Paul J.J. Welfens (2001), *Stabilizing and Integrating the Balkans*, Springer Berlin Heidelberg

Richard Tilly; Paul J.J. Welfens (2000), *Economic Globalization, International Organizations and Crisis Management*, Springer Berlin Heidelberg

Paul J.J. Welfens; Evgeny Gavrilencov (2000), *Restructuring, Stabilizing and Modernizing the New Russia*, Springer Berlin Heidelberg

Paul J.J. Welfens; Klaus Gloede; Hans Gerhard Strohe; Dieter Wagner (1999), *Systemtransformation in Deutschland und Rußland*, Physica-Verlag Heidelberg

Paul J.J. Welfens; Cornelius Graack (1999), *Technologieorientierte Unternehmensgründungen und Mittelstandspolitik in Europa*, Physica-Verlag Heidelberg

Paul J.J. Welfens; George Yarrow; Ruslan Grinberg; Cornelius Graack (1999), *Towards Competition in Network Industries*, Springer Berlin Heidelberg

Paul J.J. Welfens (1999), *Globalization of the Economy, Unemployment and Innovation*, Springer Berlin Heidelberg

Paul J.J. Welfens (1999), *EU Eastern Enlargement and the Russian Transformation Crisis*, Springer Berlin Heidelberg

Paul J.J. Welfens; S. Jungbluth; H. Meyer; John T. Addison; David B. Audretsch; Thomas Gries; Hariolf Grupp (1999), *Globalization, Economic Growth and Innovation Dynamics*, Springer Berlin Heidelberg

Paul J.J. Welfens; David B. Audretsch; John T. Addison; Hariolf Grupp (1998), *Technological Competition, Employment and Innovation Policies in OECD Countries*, Springer Berlin Heidelberg

John T. Addison; Paul J.J. Welfens (1998), *Labor Markets and Social Security*, Springer Berlin Heidelberg

Axel Börsch-Supan; Jürgen von Hagen; Paul J.J. Welfens (1997), *Wirtschaftspolitik und Weltwirtschaft*, Springer Berlin Heidelberg

Paul J.J. Welfens; George Yarrow (1997), *Telecommunications and Energy in Systemic Transformation*, Springer Berlin Heidelberg

Jürgen v. Hagen; Paul J.J. Welfens; Axel Börsch-Supan (1997), *Springers Handbuch der Volkswirtschaftslehre 2*, Springer Berlin Heidelberg

Paul J.J. Welfens; Holger C. Wolf (1997), *Banking, International Capital Flows and Growth in Europe*, Springer Berlin Heidelberg

Paul J.J. Welfens (1997), *European Monetary Union*, Springer Berlin Heidelberg

Richard Tilly; Paul J.J. Welfens (1996), *European Economic Integration as a Challenge to Industry and Government*, Springer Berlin Heidelberg

Jürgen v. Hagen; Axel Börsch-Supan; Paul J.J. Welfens (1996), *Springers Handbuch der Volkswirtschaftslehre 1*, Springer Berlin Heidelberg

Paul J.J. Welfens (1996), *Economic Aspects of German Unification*, Springer Berlin Heidelberg

Paul J.J. Welfens; Cornelius Graack (1996), *Telekommunikationswirtschaft*, Springer Berlin Heidelberg

Paul J.J. Welfens (1996), *European Monetary Integration*, Springer Berlin Heidelberg

Michael W. Klein; Paul J.J. Welfens (1992), *Multinationals in the New Europe and Global Trade*, Springer Berlin Heidelberg

Paul J.J. Welfens (1992), *Economic Aspects of German Unification*, Springer Berlin Heidelberg

Paul J.J. Welfens (1992), *Market-oriented Systemic Transformations in Eastern Europe*, Springer Berlin Heidelberg

Paul J.J. Welfens (1990), *Internationalisierung von Wirtschaft und Wirtschaftspolitik*, Springer Berlin Heidelberg

Paul J.J. Welfens; Leszek Balcerowicz (1988), *Innovationsdynamik im Systemvergleich*, Physica-Verlag Heidelberg